

OLYMPIA 76

An Elegant Performer



TACHOU SHIP BUILDING CO., LTD.

www.tachouship.com

OLYMPIA FLYBRIDGE MOTOR YACHT



OLYMPIA 76

THE 76 FEET SEMI-CUSTOM MOTOR YACHT

Elegant Style, Ultra Performance with Customised Interior Design

76 feet of pure satisfaction for those who love ocean.

Her ultra-modern style and excellent performance classify her as a yacht of the pearl, and viewed from outside, her elegant lines are simply graceful.

The OLYMPIA 76 is a speed passagemaker and with her smooth-hearted body and Hull/deck FRP lamination made by Scrimp, and her DNV high-speed boat regulations, she can traverse any waterway.

From the cabin suite to flybridge hardtop, she is built to be the best party yacht in the world. Customize her to your preference; the interior and various other options are yours to tailor.

No matter who becomes her private owner, she will be made with the craftsmanship of 33 years experience and will have the finest quality.



PRINCIPAL SPECIFICATIONS

L.O.A.	75 ft 5 in (23.00M)	Construction	Composite
L.W.L.	62 ft 0 in (18.90M)	Propulsion High Speed	Water Jet Drive
Beam	17 ft 4 in (5.30M)		2 x Ishigaki IWA049 (2 x 1600hp)
Hull Depth	10 ft 3 in (3.15M)	Standard	2 x FP props in tunnels
Plan Draft	3 ft 2 in (0.98M)	Generator	Northern Lights 35kw
Displacement	45 tons	Max. Speed	40 knots
Fuel Capacity	1321 gallons (5000L)	Cruising Speed	25 knots
Fresh Water	264 gallons (1000L)	Exterior Styling	Daiwa Sekkei
Engine Options	2 x MTU 12V 2000 M91 (2 x 1500hp)	Interior Design	Custom
	2 x MAN D2842 LE409 (2 x 1500hp)	Classification	All Certifications are available
	2 x Caterpillar C30 (2 x 1550hp)		ISO 9001 (Yard)
	2 x Caterpillar 3412E (2 x 1400hp)	Builder	TACHOU SHIP BUILDING CO LTD

PRINCIPAL FEATURES

Air conditioning
 Swimming platform
 Electric winch with foredeck and flybridge controls
 Side opening helm access door
 Hot and cold swimming shower at stern
 Power-assisted steering
 Flybridge wetbar with sink, ice maker, coolchest and griddle
 Flatscreen televisions Hi-fi surround sound system
 DVD/CD/radio in all cabins (except crew)
 CD player in starboard crew cabin
 Aft cockpit table with rubbish bin and cool chest
 Electric refrigerator, freezer and ice maker
 Ceramic hob, microwave/oven and dishwasher
 Electronic depth and speed displays
 Radar/Chart plotter with GPS
 VHF radio (dual station)

Hot and cold water system
 DC fresh-water pump
 Vacuum toilet system with holding tank
 Automatic fire extinguishing system for engine room
 Automatic bilge pumps
 Slow speed generators with silent exhausts
 AC shorepower/battery charger
 Bow/stern thruster
 Remote controlled search at bow
 Deckwash with outlets forward, aft and flybridge
 Fresh-water marina connection
 Teak bathing platform and steps
 Screen demisters
 Stern winches
 Antifouling

All items included in standard specification





OLYMPIA 76

CUSTOM INTERIOR DESIGN

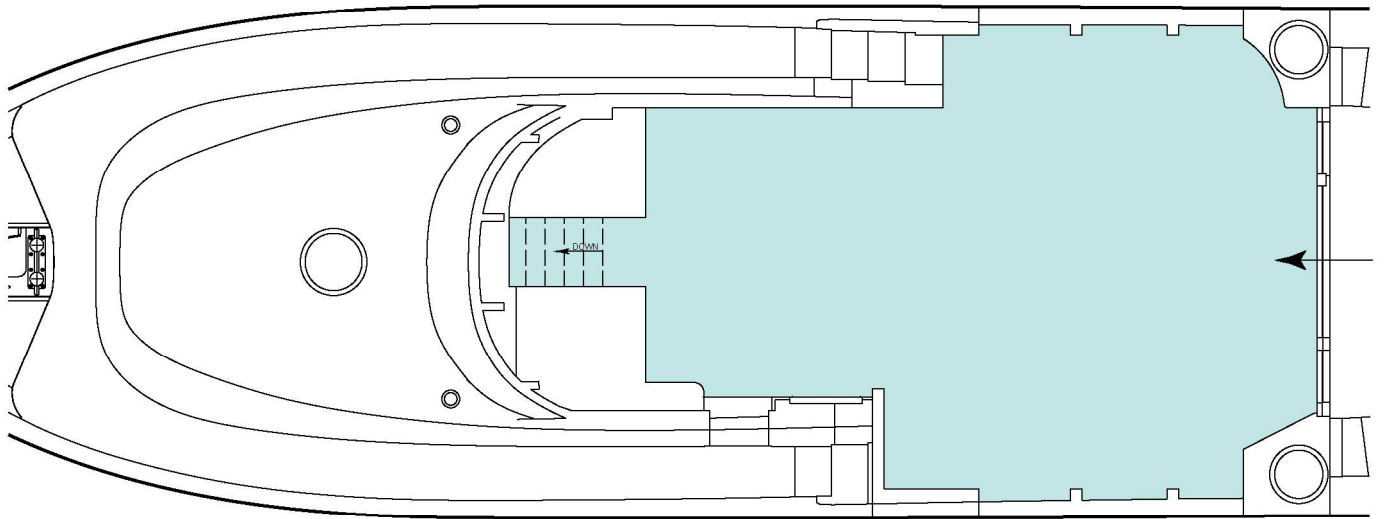
Elegant Style, Ultra Performance with Customised Interior Design

Boarding on the main deck, a double sliding door gives access to the large Saloon.

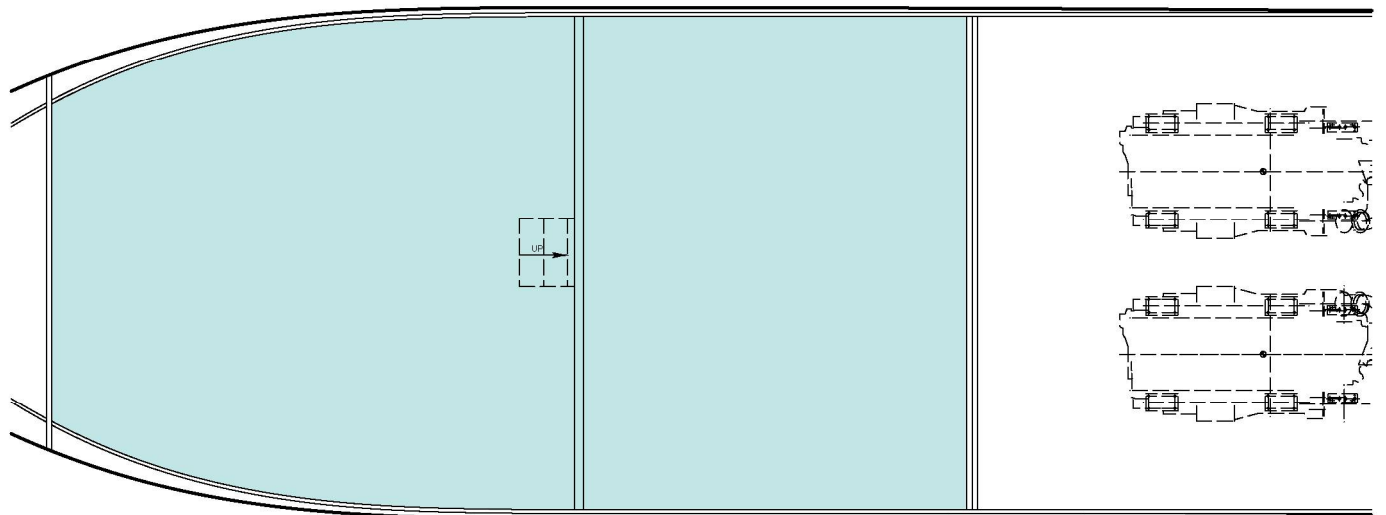
From the cabin suite to the flybridge hardtop, she is built to be the best party yacht in the world.

Customize her to your preference; the interior and various other options are yours to tailor.





MAIN DECK




LOWER DECK

Fill Her With Your Dream

The finest line design ensure the top speed is 40 knots and higher.

For the owners who love cruising in the sunshine and sea breeze.

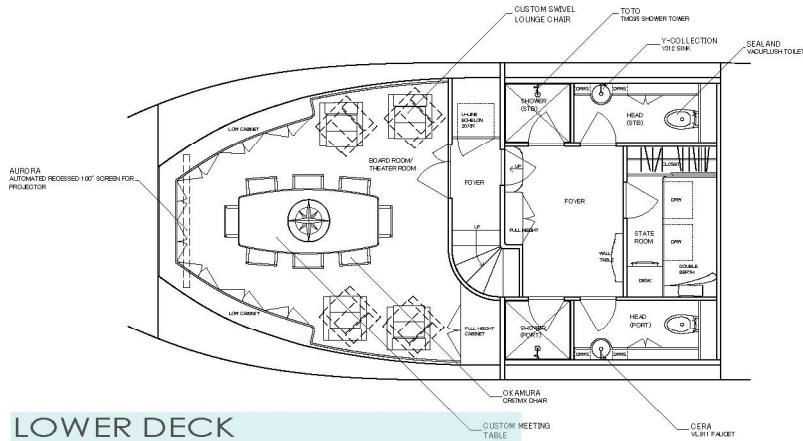


OLYMPIA

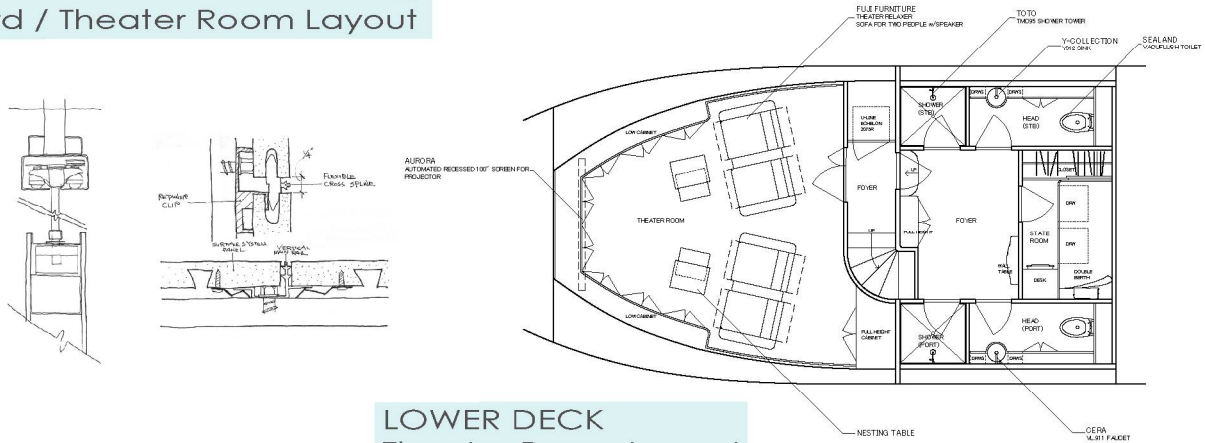
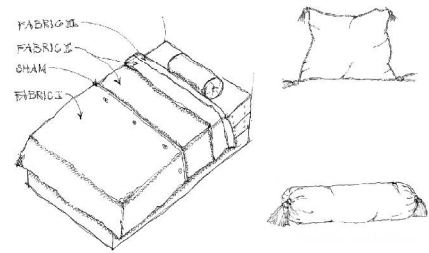
Building World-Class Motor Yacht Interior

OLYMPIA Interior is everything is made-to-order

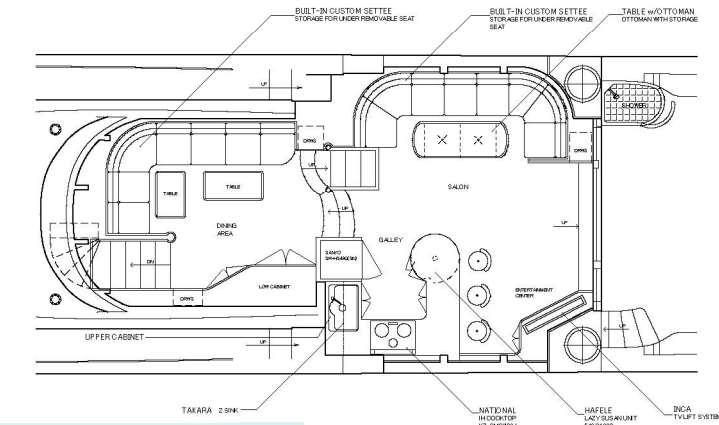
Each OLYMPIA is custom build by Tachou Ship Building Co., Ltd. From hull color scheme to interior accommodation and furnishing, everything, which is specified by the owners, is made-to-order for reflecting their own lifestyle and taste.



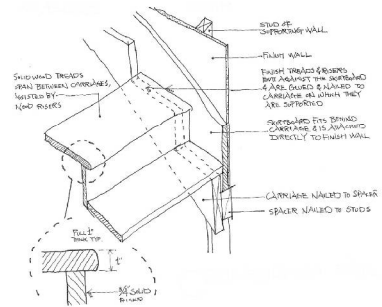
LOWER DECK
Board / Theater Room Layout



LOWER DECK
Theater Room Layout



MAIN DECK Layout



Interior Design Proposal

How it would come together

The choices are unlimited from a variety of wood selections to door push latch. We propose world-class high-end interior material and technology gadget. We can help making the owners "see" how it would come together.

COLOR SCHEME

TOUCH SENSITIVE	HYBRID BROWN	BRONZE AGE	NATURAL ESSENCES
+	+	+	+
TOUCH SENSITIVE	HYBRID BROWN	BRONZE AGE	NATURAL ESSENCES
TOUCH SENSITIVE	HYBRID BROWN	BRONZE AGE	NATURAL ESSENCES

COLOR SCHEME Proposal

THEATER ROOM

THEATER ROOM Proposal

BOARD ROOM / THEATER ROOM

BOARD/THEATER ROOM Proposal

LIGHTING

LIGHTING Proposal

DETAIL

DETAIL Proposal

S

PECIFICATIONS

OLYMPIA 76

1. Hull/Deck Construction

Hull & deck FRP lamination is made by Scrimp
Built to DNV high speed boat regulation
Transverse and longitudinal strengthening
stringers throughout hull
The interior of hull bottom is painted out in topcoat
Hull and deck joint bolted and FRP bonded

2. Main Deck and Fittings

Teak deck for main deck
Bow roller & chain lockers w/2hatches w/flush
type installation
Electric bow/stern thruster
Raw water anchor wash down w/pump
Windlass (3 station controls)
Anchor (50 Kg) with chain (10M) & rope
Stainless steel chain way
Life-raft locker
Around type stainless steel hatch to VIP cabin
Sun pad
Stainless steel spring cleats/shaft plates
Stainless steel mooring cleats/shaft plates
Stainless steel pulpit & guard rails
Rubber rub rail
2" water & fuel fillers for P & S side
Tempered glass directly molded on FRP
Deck lights & full set navigation lights
Waterproof speakers from saloon CD/stereo
system cockpit
Access hatch to aft cabin
Around type stainless steel frame sliding door to
saloon
Stairs w/handrails to flying bridge and fore decks
Hydraulic transom door w/remote control
Aft deck FRP seat w/cushion
Lockers containing manual bilge pump with valve
chest/shore power inlet & storage area
Lockers for ice chest
Fwd & Aft deck wash down (sea water)
Self draining
Cockpit halogen lighting
Transom shower (hot & cold)
Stainless steel swimming ladder under cover
Swimming platform w/track for water ski
S/S SUS 316 for stanchions and fittings
S/S fender holder
Solar vent
Search light
S/S port lights w/storm cover

3. Flybridge and Helm Position

Accessible from side decks with doors
Tempered glass directly molded on FRP
Clear forward windscreen
Windscreen wipers w/water spray
FRP instrument console with Burl panel
Power steering system
Helm seat with leather & navigation chair
Full set electric engine control (3 stations)
Steering wheel
Engine room fire extinguisher warning system
Bilge pump visual and audible warning indicators
Remote windlass control
Search light w/remote control
Marine horn w/control
Compass
One helm chair
U & L shape seating w/cushion & table,
settee seating w/cushion
Wet bar w/sink, ice maker, cool chest and griddle
FRP radar arch
International navigation lights
AC/DC control panels beside helm seat
Waterproof sound marine speakers from saloon
CD/stereo system
Flag pole socket
None skid deck

4. Interior

Sandwich type floor throughout w/carpet
Choice of carpets, upholstery and
window covering fabrics
Cheery, Teak & Maple wood veneer furnishings
Synthetic leather hand liners and some parts
surface
Sandwich type for bulkhead, partition bulkhead,
lockers and drawers
Clear forward windscreen
Lights and sockets
Access stairs to lower deck with lighted steps
Overhead in synthetic leather
Ceiling halogen lights
Saloon ladder to dinette room w/hand rail

5. Main Salon

Halogen ceiling lightings
Window coverings or drapes to all windows and doors
Overhead in synthetic leather
U shape leather sofa with coffee table x 2
Concealed lighting under sofa and around window
covering valance
Flat acrylic mirrors inside liquor cabinet
Flatscreen TV, stereo w/tape, CD & speakers

6. Galley

Teak floor
4 burner cook top w/oven
Exhaust fan over stove
Refrigerator (freezer w/ice maker)
Granite countertop
Microwave oven
Double sinks w/hot & cold mixed faucet
Trash bin
Lockers & drawers
Ceiling lights
110V power sockets
Water gauge at overhead cabinet

7. Forward Guest Cabin P&S

Book shelf & locker with light
Double berth
Lights and sockets
Synthetic leather hand liners

8. Head/Shower

Grainite counter top with sink
Faucet
Mirrored cabinet
Vacuum Toilet
Exhaust fan
Wall & ceiling lighting
Towel bar, soap dish, tooth brush holder and toilet
paper holder
GFI 110V power socket
Fixed & hand held shower head
Whirlpool tub
Wall & ceiling lighting
GFI 110V power socket



9. Master State Room

Queen size berth w/mattress and upholstered bed head
Couch in fabric
Hanging lockers
Ceiling lights and reading lights
Lockers and drawers
Flatscreen TV/radio and CD player w/speakers
Power sockets
Dresser with mirror & chair

10. Engines and Propulsion

Watertight engine room bulkheads
Access through aft deck
Watertight door to engine room
Leaded foam with aluminum plates & mufflers for insulation
High volume engine air intakes
Engine room machinery fan
Engine exhaust silencers and water cooled exhaust
Engine beds integrally bonded
Engine flexibly mounted
Engine room AC lights and DC lights
Engines, fuel tanks, fillers, etc all electrically bonded
Automatic electric bilge pumps & manual bilge pump
Wrap exhaust pipe from engines for additional noise insulation
Northern Light 25KW generator with sound shield
FIREBOY fire extinguishing system
Fittings and mounts for gen sets and accessories
Engine option MTU 12V M91 1500hp
MAN D2842 LE409 1500hp
CAT C30 1550hp
Propulsion Twin FP props in tunnels
option Water jet surface drive

11. Electrical Appliances

All AC & DC circuits protected by circuit breakers
Color coded wiring system
DC 12V system
12V for navigating and radio circuits
2 x 120 AH battery for generator starting and charged by gen set or battery charger
1 x 23 amp battery charger for battery bank
DC 24V system
4 x 120 AH heavy duty batteries for bow/stern thruster
4 x 200 AH heavy duty batteries for engine starting and charged by engine or battery charger
4 x 200 AH heavy duty batteries for domestic service and charged by engine or battery charger
2 x 120AH battery for electronics
1 x 75 AH 24V battery charger
Battery master switch at main switch panel
DC lighting throughout
AC 120V system (240V available)
One 21KW generator
Shore power supply
Generator/shore support change over switches
AC sockets throughout
Earth leakage safety trip
Shore power outlets x 2
Navigation Equipment
Color LCD radar
Color video plotter
Depth sounder
GPS receiver
Communication Equipment
Marine VHF transceiver

12. MISC.

Air conditioning (72000BTU)
FRP fuel tanks w/separate filters and vents
S/S water tank w/filters and shore water connection
Water lever gauge
Fuel & water filters
Water heater 30 gallon connected to gen set cooling system
Automatic water pressure pump for hot and cold water
Oil change system
Grey water tank w/pump
Holding tank w/macerator pump and deck discharge
Holding tank lever gauge
Shore water inlet
Manual bilge pump
5 x high capacity RULE 3700 electrical bilge pumps w/automatic float switches
Exhaust blowers w/tubing
Sea water strainers
All thr-hull w/seacocks
Deck wash faucet in chain locker
Color coded plumbing system
Central vacuum system

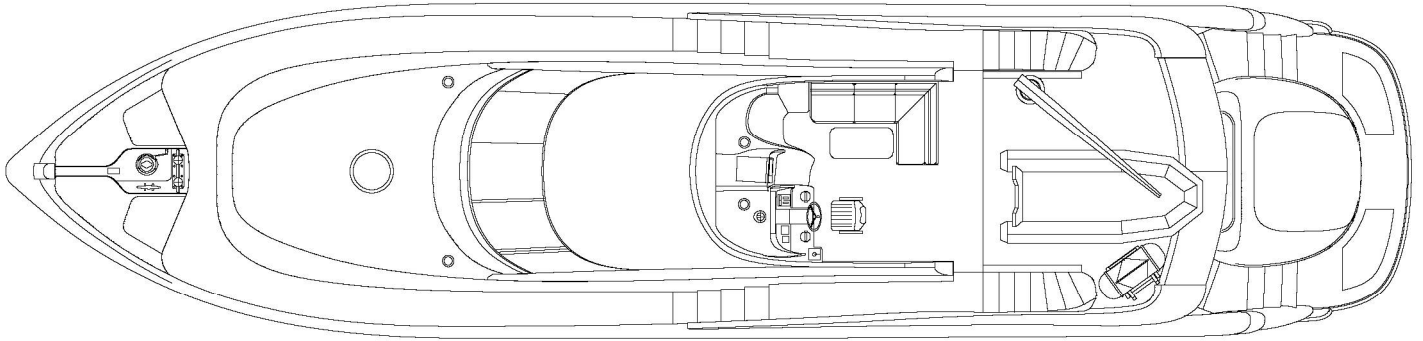
13. Optional Items

Teak deck for FB deck
Dinghy davit
Dinghy
Jet ski
Jet ski mooring winch, gainway w/remote control
Under water lights
Water maker
Washer/dryer
Ice maker

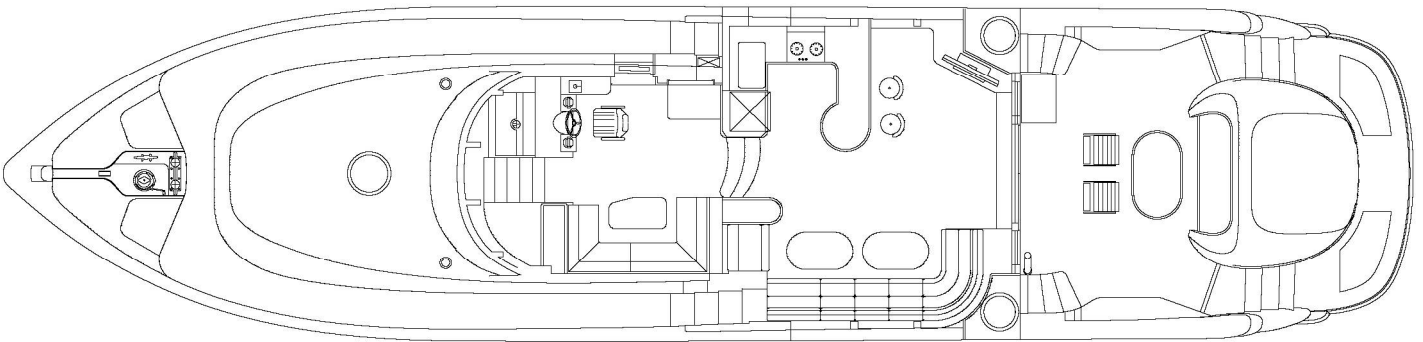
14. Owner supplies

(Any import tax, value add tax, custom handling charge, inland freight cost & etc. which be created by the owner supplier items shall be owner's expense)
Safety/Life saving equipment

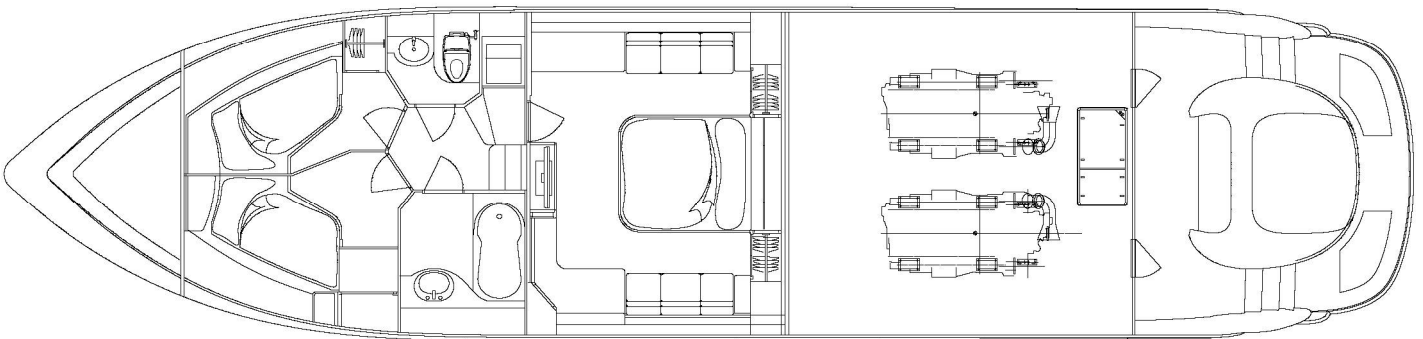




UPPER DECK



MAIN DECK




LOWER DECK

the craftsmanship of 33 years experience and will have the finest quality

PAINING



CRAFTMANSHIP



TECHNOLOGY



TACHOU SHIP BUILDING QUALITY OF TRADITION

*M*ore than three decades ago the era of the Ta Chiao Chen brothers began when they created the world famous CT sailing yacht. This success not only won the Chen family an excellent reputation, but put them in the same class as the most elite boat-builders in the world. With this new status they established themselves as the foremost yacht-building production team in Taiwan.

TACHOU, which in Chinese means "Big Ship", was launched in 1972 to meet the demands of an expanding and multipurpose boat building industry that grew in addition to the requirements of the classical CT sailing yacht fleet. Since, hundreds of boats have been built with world classification certification, including sport fishing boats, ferries, motor yachts, as well as military patrol boats. The new generation of TACHOU innovators has switched her main production line into the construction of semi-custom high quality motor yachts like the OLYMPIA 76 yacht, which began in 2005.

By maintaining the traditions of quality, expertise and experience, TACHOU commits itself to perpetuating the flawless record of craftsmanship that people have come to expect of CT yachts. We do what we say we're going to do - it's that fundamental trust relationship that has established TACHOU as a company that keeps its promises. Some of our staff has worked with us for over 30 years. We are a big family here and work together in an environment of patience and mutual respect to build every yacht into a unique expression. We value each opportunity that allows us to craft a new vessel and put it into the hands of new owners. For us, a new boat production is like introducing new life; each has its own story about the different elements of love and detail that we put into its innovation.



TACHOU SHIP BUILDING CO., LTD.

Quality Tradition since 1972

No. 172 Sec. 1 Lung-Mi Rd.,
Pali Shiang 249, Taipei Hsien,
Taiwan, R.O.C.

TEL : +886-2-2618-3611
FAX : +886-2-2618-3614
E-MAIL : tachou@ms23.hinet.net

www.tachouship.com



APPROVED ISO 9001
1994/CNS12681 CRQA-03-001

Authorized
Dealer

